


ELTRON

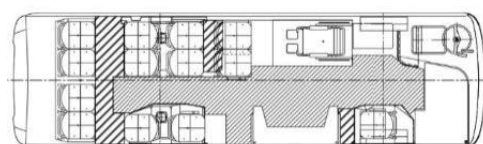
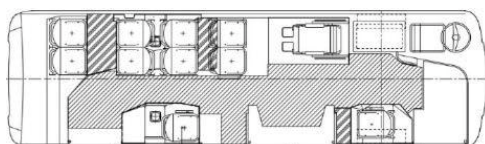
ELECTRIC BUS M3 - CLASS I



VERSION AND DOORS

3 DOORS

2 DOORS (optional)



No. of seats	10 + 1 wheelchair + 1 driver	13 + 1 wheelchair + 1 driver
No. of standing places	31 with wheelchair, 35 without	30 with wheelchair, 34 without
Total no. of passengers	43 with wheelchair, 46 without	45 with wheelchair, 48 without
Floor	Low throughout, third door with step	Low throughout

DIMENSIONS AND WEIGHT

Vehicle length	8.000 mm	Front overhang angle	10°
Vehicle width	2.200 mm	Rear overhang angle	9°
Vehicle external height	3.250 mm	Front track	1.850 mm (Single wheels)
Wheelbase	3.700 mm	Rear track	1.670 mm (Twin wheels)
Front overhang	1.870 mm	Door threshold height	340 mm (third door with 120mm step)
Rear overhang	2.430 mm	Maximum Gross Weight	12.000 kg
Turning radius	14.850 mm	Unladen weight	8.700 kg



TRACTION MOTOR

Motor	PEM (Permanent Magnet Motor)
Power	230 kW
Maximum speed	70 km/h
Maximum gradient:	> 16 %

CHASSIS

Chassis	Steel unibody, stainless steel wheel arches
---------	---

TRACTION BATTERIES

Batteries	LiFePO4, 210 kWh / 280 kWh
Charging socket	Type CCS2 on the rear right side
Range in Km	> 300 km (without air conditioning)

DOORS

Front door	Electric, 1 internal pivot sliding door, width 730 mm
Central door	Electric, 1 sliding door, width 1180 mm

RAMP

Wheelchair ramp	Manual folding ramp on central door, load 350 kg
-----------------	--

DRIVER'S SEAT

Driver dashboard	Colour display
Driver's seat	Pneumatic seat suspension
External rearview mirrors	Rearview mirrors equipped with cameras
Internal rearview mirrors	Rectangular front mirror, Round mirror near the door

AIR CONDITIONING

Driver area	3 kW independent AC, heating 3 kW
Passenger area	7 kW independent AC, heating 7 kW
Heating radiators	Convecter heaters